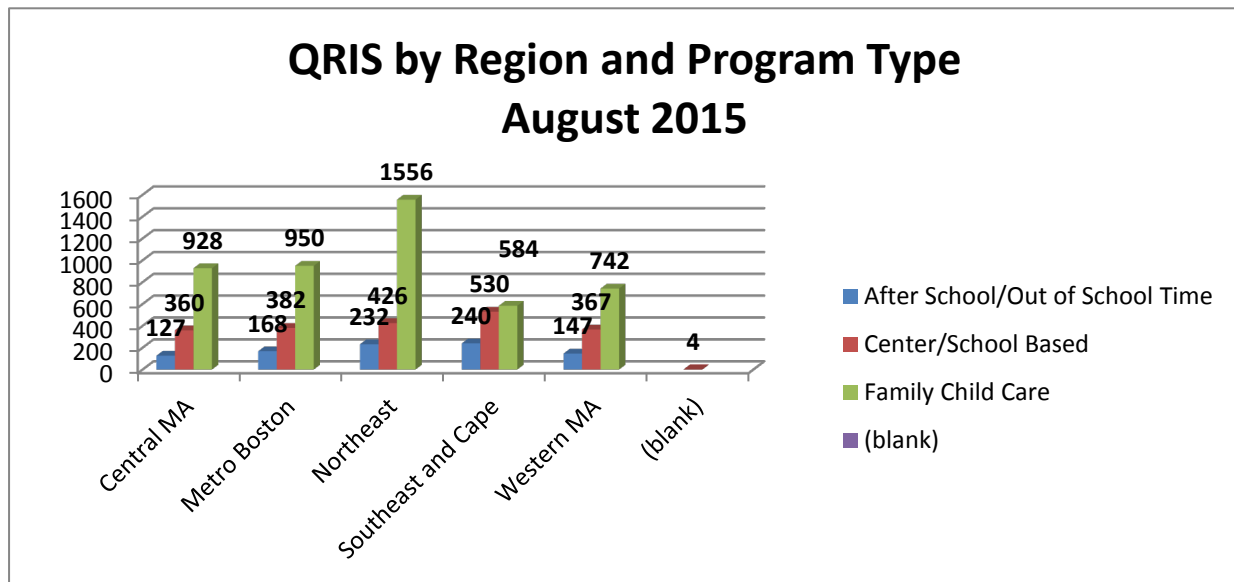


QRIS

Since the launch of the on-line, QRIS Program Manager (QPM) in January 2011, 5,353 currently operating programs (unique count) have created a total of 7,743 QRIS applications (final status) using the QPM system.

- 720 of the programs participating are nationally accredited: 39 COA, 121 NAFCC, and 560 NAEYC.
- 6,816 applications have been granted a QRIS Level.
 - Level 1: 4,996
 - Level 2: 1,616
 - Level 3: 190
 - Level 4: 14

QRIS Program Type	Central MA	Metro Boston	Northeast	Southeast and Cape	Western MA	(blank)	Grand Total
After School / Out of School Time	127	168	232	240	147		914
Center / School Based	360	382	426	530	367	4	2069
Family Child Care	928	950	1556	584	742		4760
Grand Total	1415	1500	2214	1354	1256	4	7743



Note: In FY13, Metro (Region 4) was dissolved for Grantee purposes. Towns were reassigned to neighboring regions to align with licensing offices. 4 programs were not assigned to a region in the QPM. These are license-exempt programs that were not recognized automatically by EEC's system.

There are 971 programs that have participated in QRIS (submitted a final application) that have since closed for business. These programs are not included in the above count.

PQ Registry

Educators working in EEC-licensed programs serving children from birth through school age, regardless of setting, must create an individual educator profile in the PQ Registry. EEC encourages all educators to take advantage of the PQ Registry, including those who work in public preschools and other programs that are not subject to EEC licensure. All educators, including assistants, who work with infants, toddlers, preschoolers, or school age children in EEC-licensed settings, are required to register and update their registration annually. EEC also requires educators who work in programs that are not subject to EEC licensure to register if they would like to participate in trainings funding by EEC or are in programs participating in EEC's Quality Rating Improvement System (QRIS).

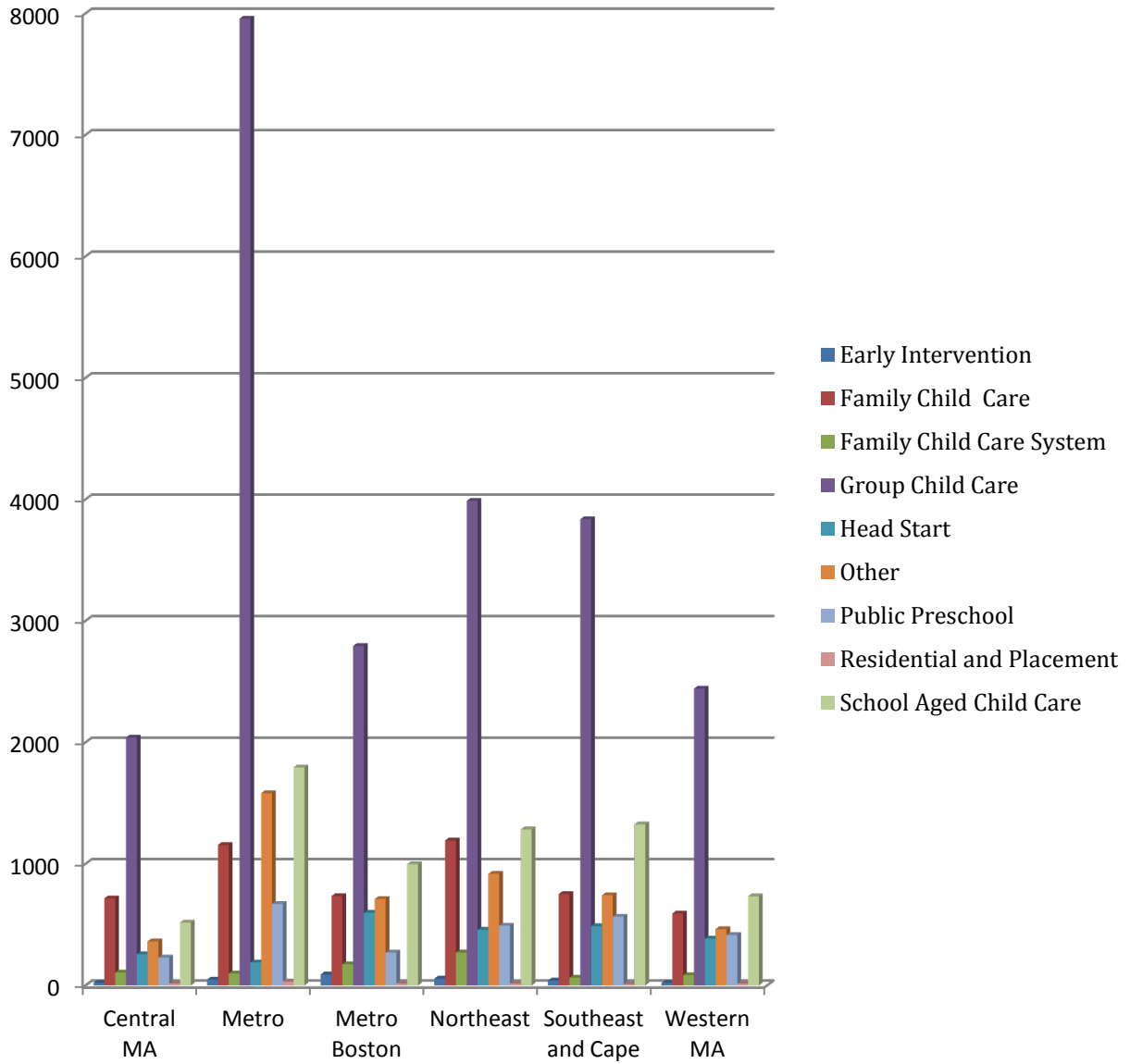
EEC's Professional Qualifications Registry gathers important information on the size, composition, education, and experience of our current workforce. It stores information about the retention and turnover of educators working in early education and out-of-school time programs. This information will help EEC build a workforce development system that responds to the needs of all educators and programs in Massachusetts.

EEC sends monthly reminder emails to educators with expired and pending registrations directing them to renew/complete the registration process.

As of August 28, 2015, there were 107,006 total records in the PQR. 87,640 of those records are likely valid, as the pending categories are often duplicate records.

	Active	Expired	Pending: Registration not Finished	Pending: Staff Listed by Administrator	Total
Central MA	5035	5031	457	1369	11892
Metro	9149	10258	845	3299	23551
Metro Boston	5167	6201	620	1583	13571
Northeast	9233	9440	928	2554	22155
Southeast and Cape	7766	8319	666	2536	19287
Western MA	4728	4839	435	1817	11819
Outside MA or ZIP Error	1025	1449	168	2089	4731
Total	42103	45537	4119	15247	107006

Educator Records by Region and Program Type¹²

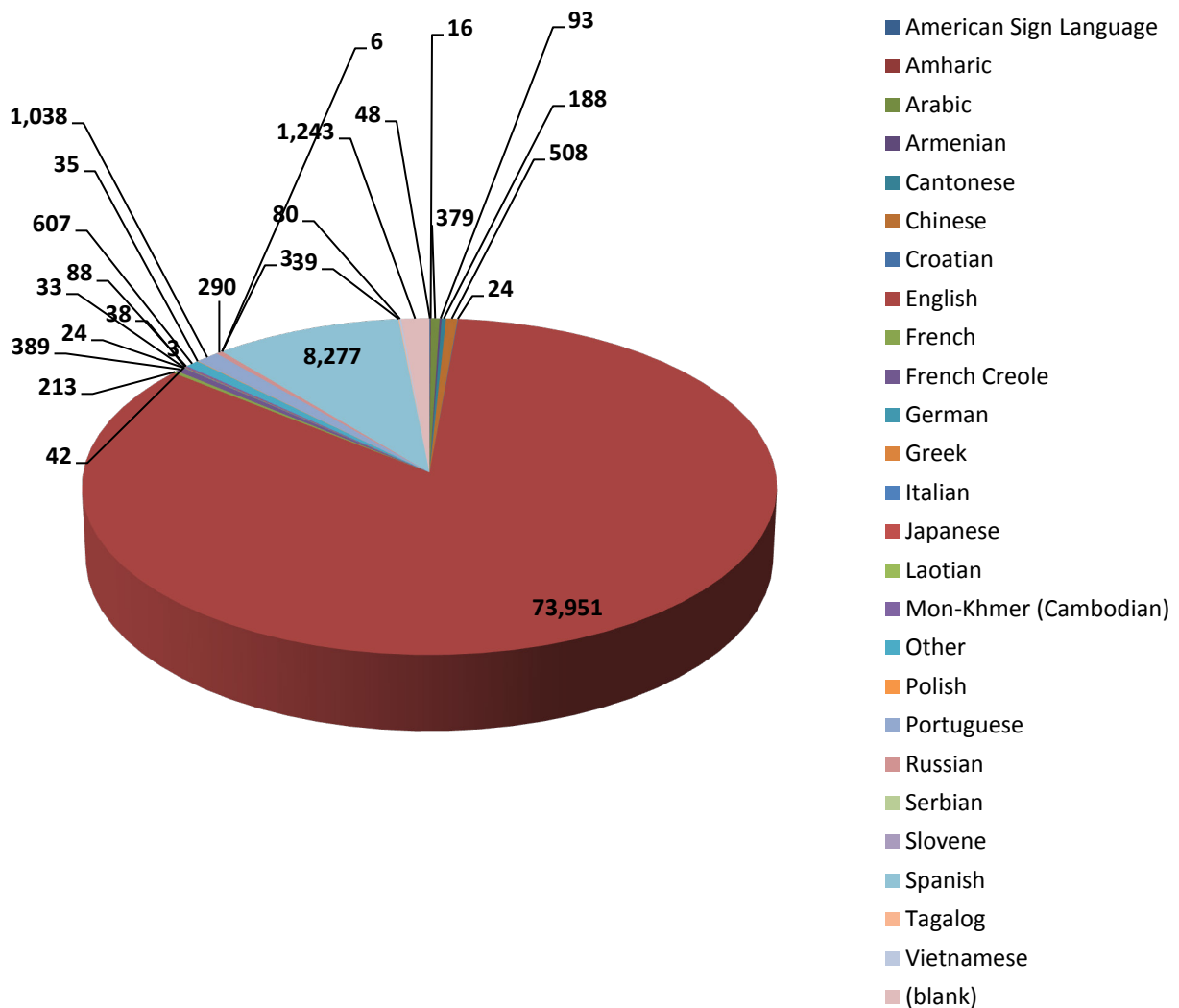


¹ There were a large number of non-respondents/blanks in Program Type and Employer Region, as “Employer” is not a mandatory field in the PQR. Blanks were not included in this chart. Additionally, some registrants are not currently employed directly in a program (consultants, coaches, etc).

² Educators in Pending categories not included in chart.

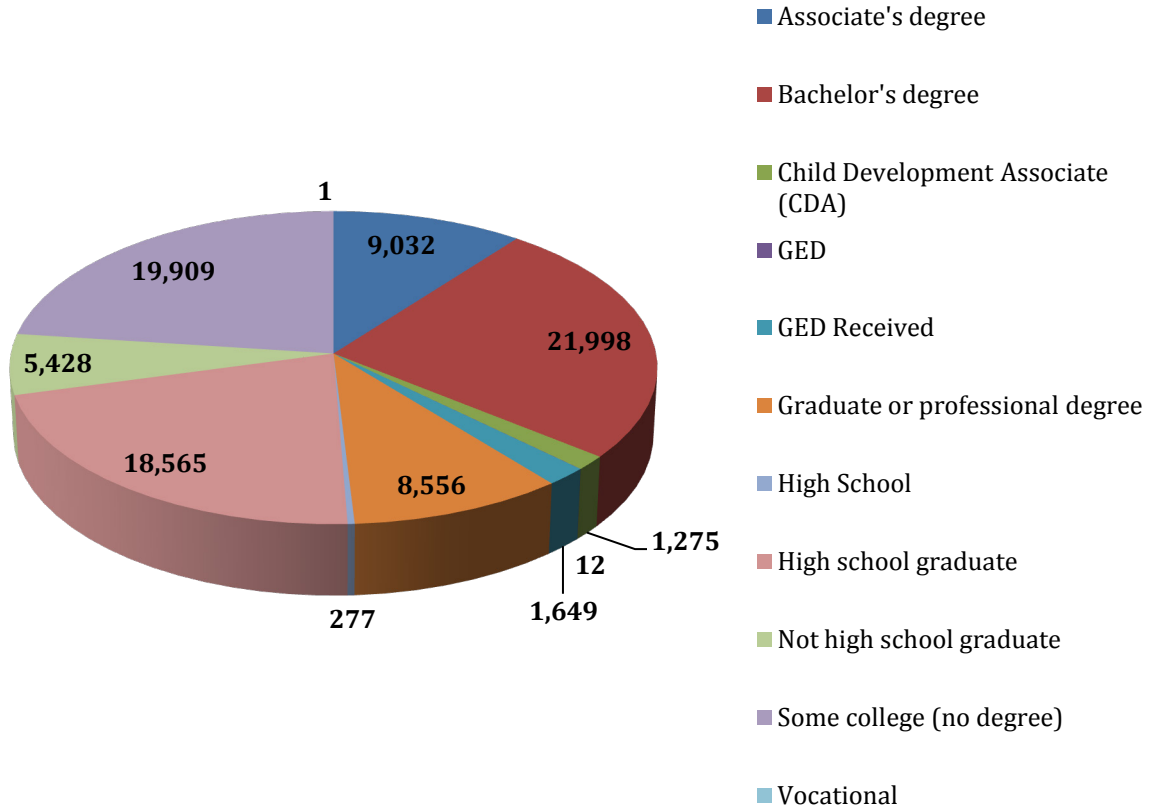
Primary Language of Educators in the PQR

American Sign Language	48	French Creole	389	Portuguese	1038
Amharic	16	German	24	Russian	290
Arabic	379	Greek	33	Serbian	6
Armenian	93	Italian	42	Slovene	3
Cantonese	188	Japanese	38	Spanish	8,277
Chinese	508	Laotian	3	Tagalog	39
Croatian	24	Mon-Khmer (Cambodian)	88	Vietnamese	80
English	73,951	Other	607		
French	213	Polish	35		



Educators in pending Categories not included in chart.

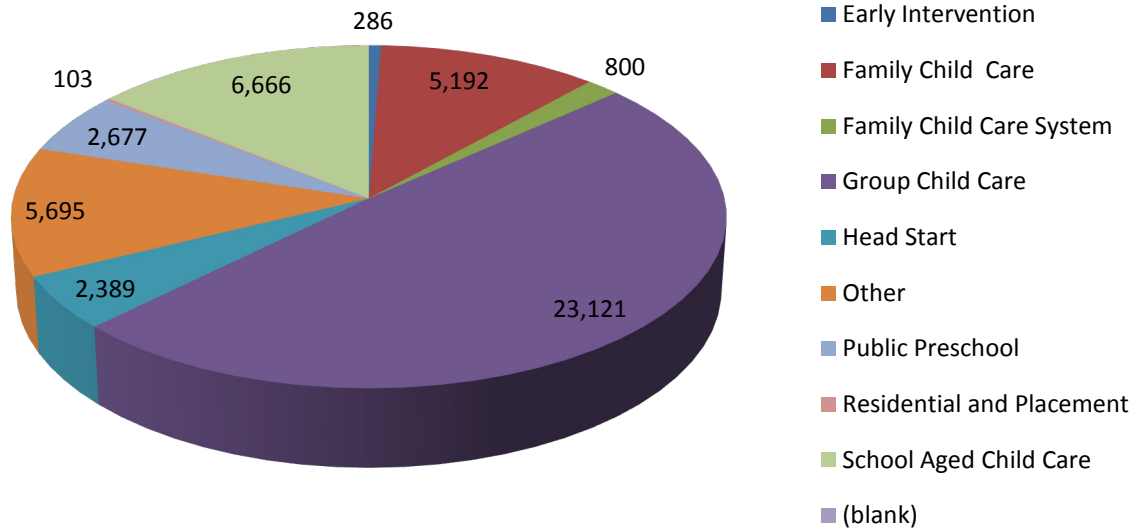
Level of Education³



Associate's degree	9,032
Bachelor's degree	21,998
Child Development Associate (CDA)	1,275
GED	12
GED Received	1,649
Graduate or professional degree	8,556
High School	277
High school graduate	18,565
Not high school graduate	5,428
Some college (no degree)	19,909
Vocational	1

³ The large numbers of educators who have some college education is likely due to the EEC licensing regulations requirements for teacher in GCC programs (teachers are required to have one college-level child growth and development course). Educators in pending Categories not included in chart.

Employer Program Type⁴



Early Intervention	286
Family Child Care	5,192
Family Child Care System	800
Group Child Care	23,121
Head Start	2,389
Other	5,695
Public Preschool	2,677
Residential and Placement	103
School Aged Child Care	6,666

⁴ There were a large number of non-respondents/blanks in Program Type, as it is not a mandatory field in the PQR. Additionally, some registrants are not currently employed directly in a program (consultants, coaches, etc).